



SafeOCS Industry Safety Data (ISD) Participant Meeting @ OTC

May 5, 2022



Agenda

- I. Introductions & Agenda Review
- II. SafeOCS Program Update
- III. Roundtable Discussion
(SafeOCS Participants Only)
 - A. Data
 - B. Participation & Use
 - C. Development of UserShare-Type Event
- IV. Wrap-Up



SafeOCS Overview



Equipment Failure Reporting Programs

- Mandatory reporting under 30 CFR 250.730(c) and 250.803.
- What's reported: Any condition that prevents covered equipment from meeting its functional specification.
- This equipment is **critical safety equipment**, meaning equipment which is part of a physical barrier system and whose malfunction could result in a catastrophic release of hazardous substances.
- E.g.: blowout preventers (BOPs), critical safety valves



Industry Safety Data Program

- Voluntary participation
- What's reported: Incidents, near misses, and stop work events that cause (or could have caused) human injury/fatality, damage or loss of assets, or negative environmental impact.



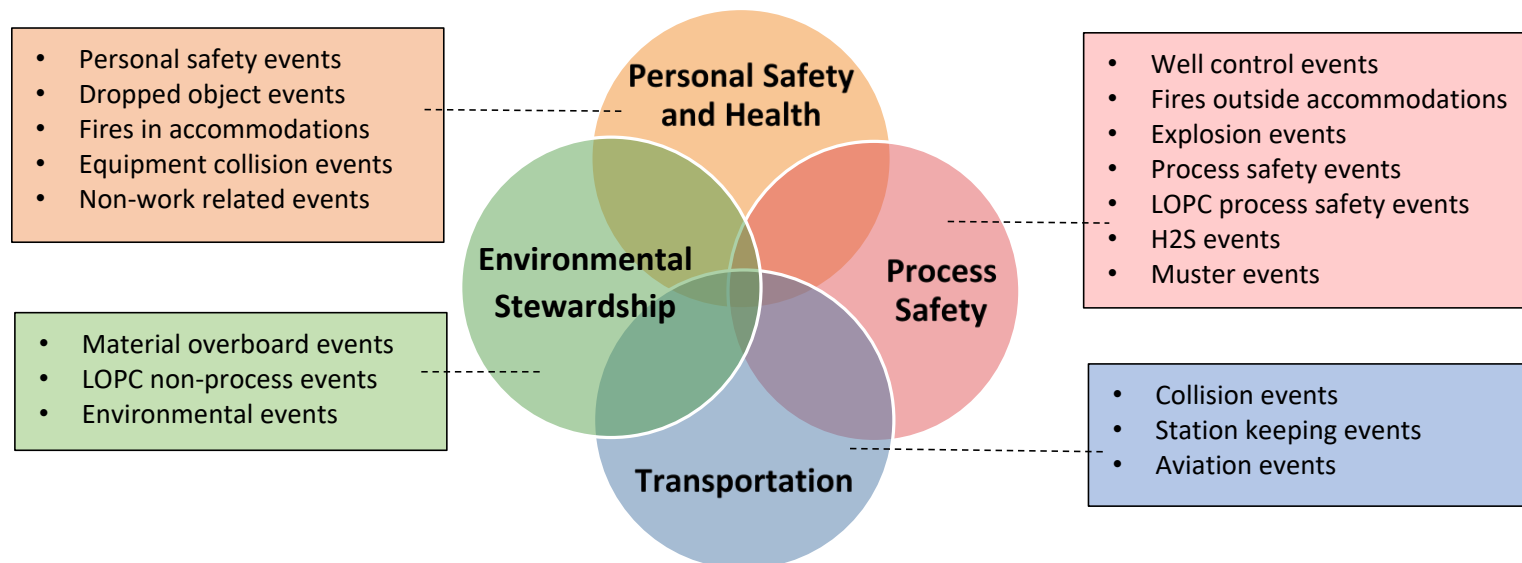
- Operation/Activity
- Equipment Types
- Event Types
- Detection Methods
- Contributing Factors
- Root Causes
- Corrective Actions
- Well Information
- Population Characteristics

SafeOCS ISD Program in a Nutshell

Overarching Objective:

To provide a comprehensive source of near miss and safety event reports from the offshore energy industry.

- **Voluntary, confidential** reporting program for near misses and safety data in the offshore oil and gas industry.
- To participate, companies **enter an MOA** with BTS:
 - Type of data to be submitted
 - Event date ranges
 - Data format
- All companies working in the Gulf of Mexico are encouraged to participate.
 - **Participating companies represent ~92% of production**
- BTS **transforms** each company's data into the standardized data fields and format.



Program Contributors & Stakeholders



Scope of Confidentiality Protection

Confidential Information Protection and Statistical Efficiency Act

Sets up framework wherein adverse actions cannot legally be taken against data submitters, nor can raw data be used for regulatory purposes

What Is Confidential?

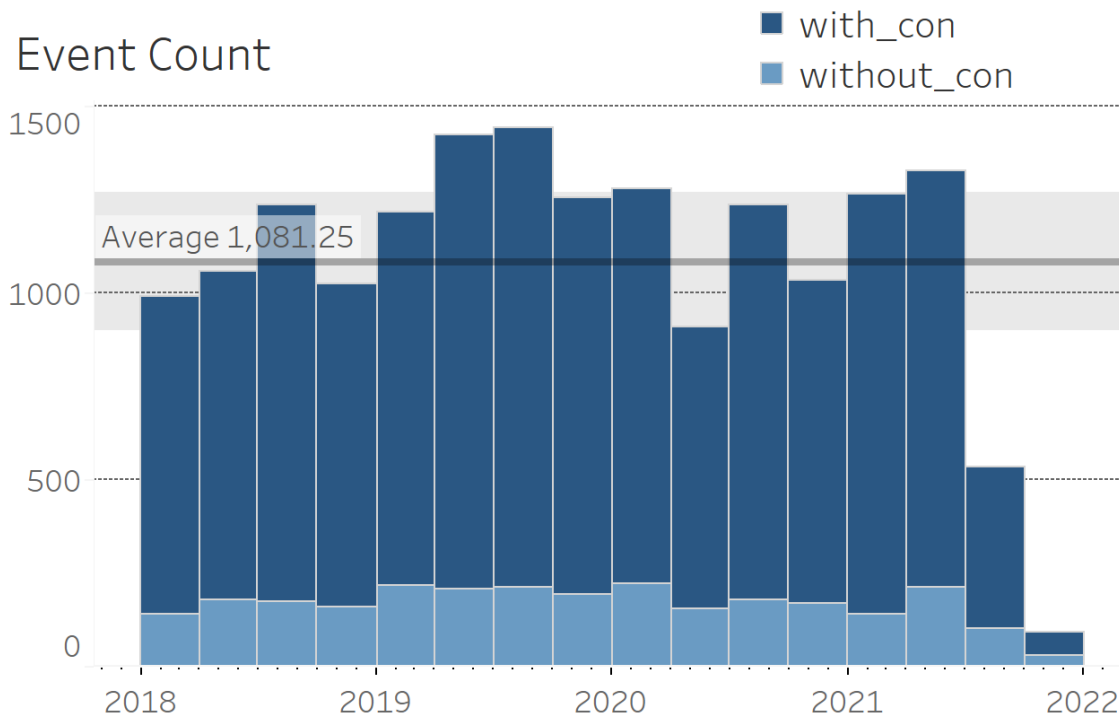
- Any original reports to BTS through SafeOCS
- Any BTS working documents
- Sections of root cause analysis reports developed by the SMEs
- All the above whether paper or electronic

What is Not Confidential?

- Information on preventive safety action recommendations by SMEs or other stakeholders
- Documents developed for public dissemination using confidential information
- Dashboards of industrywide aggregated data developed for public dissemination



SafeOCS by the Numbers *(post-Phase I)*



12
companies that have submitted data

10 / 7
companies with deepwater / shelf events

15,179
with consequences

2,766
Without consequences

30,520
Safety observations, from 2 companies

14
Calendar quarters represented (2018 – 2021 Q2)
+3 with partial data

174
Events reported by multiple companies (6 company pairs)

2
Ad hoc work groups held since 2020

Recent Milestones

Implemented ETL Process

(Sept.) Ad Hoc Work Group – Focus Areas

2021

(Apr.) Ad Hoc Work Group – Dashboards

10/29 Participant Dashboard Initial Release

Dashboard Tutorials & Feedback Sessions

2022

2/25 Public Dashboard Initial Release

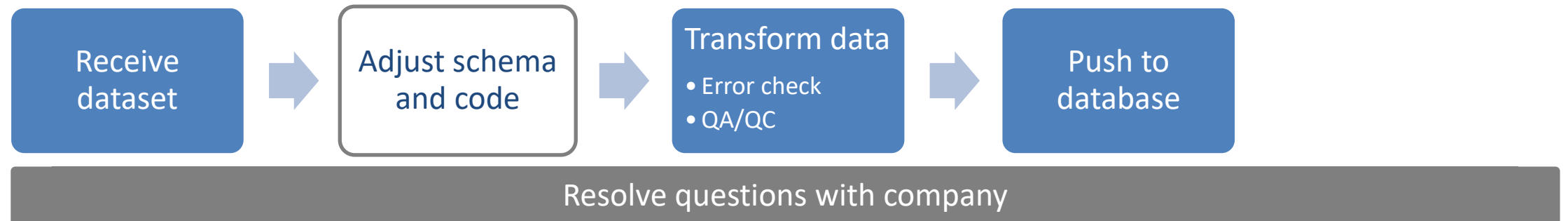
3/5 Participant Dashboard Quarterly Update

Data Processing Overview

Process Initial Dataset



Process Subsequent Datasets



Dashboards Overview

Participant dashboard

- company-specific
- behind a login
- participant can view characteristics of their data vs. aggregate

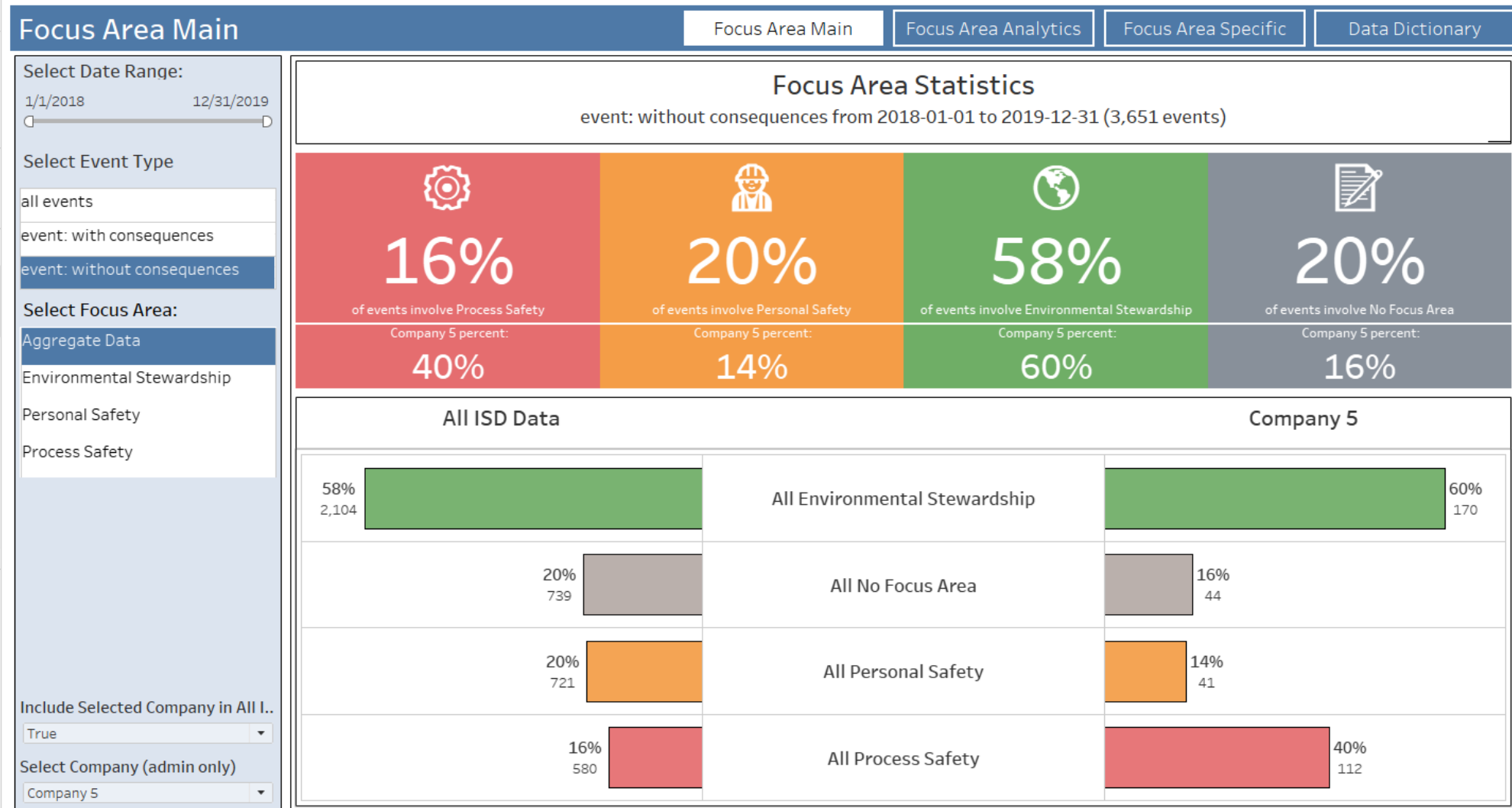
Public dashboard

- industry aggregate
- available to all

- SafeOCS uses dashboards as a means of disseminating aggregated data with participants and other stakeholders
- Selected filters:
 - Event Details
 - Work/Location Types
 - Event Categories
 - Causal Factors
- Coverage: CY18 – CY20
- Recent updates
 - Added a new quarter of data (through Q1 2021)
 - Improve clarity of denominators
 - Improve ease of use of secondary filters



SafeOCS ISD Participant Dashboard

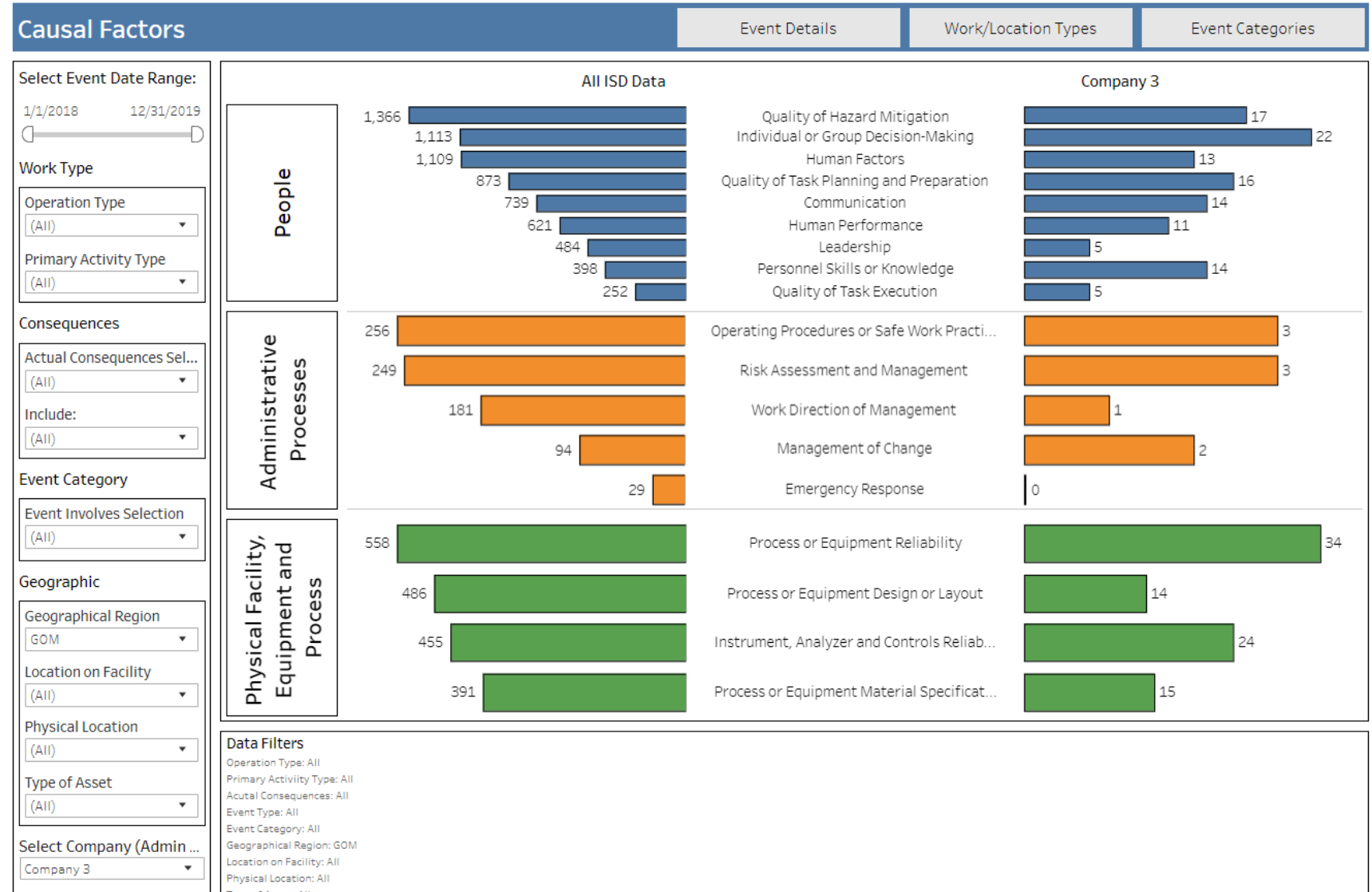


SafeOCS ISD Participant Dashboard – Data Analysis

Interface for Participant (behind login) to view characteristics of their data vs. aggregate (based on filters).

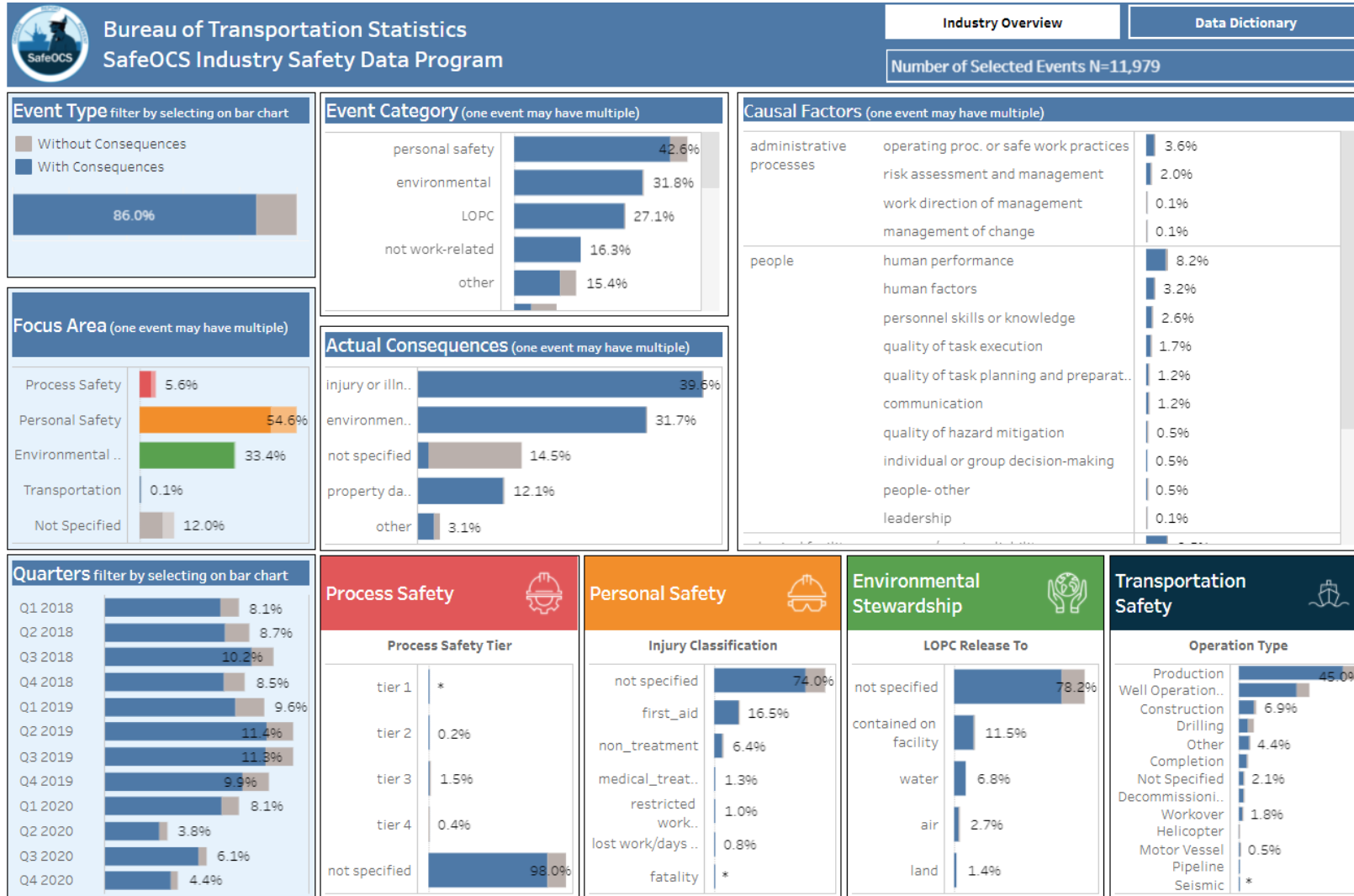
Views:

- Event Details
- Work/Location Types
- Event Categories
- Causal Factors



Note: Synthetic data shown

SafeOCS ISD Public Dashboard



Current Focus and Next Steps

- Current Focus
 - Continue outreach efforts, including orientation workshops
 - Establish company-specific data protocols to support effective data mapping to SafeOCS for new participants
 - Enhancements to dashboards to allow companies to view own data and compare against aggregated industry results
- Next Steps
 - Expand scope of data fields captured to further support industry needs and leverage current industry efforts
 - Continue efforts related to data quality and development of learnings
 - Consider offshore renewable energy and marine sectors





Demetra Collia – demetra.collia@dot.gov
Allison Fischman – allison.fischman@dot.gov
Roland Moreau – roland.moreau.ctr@dot.gov

SafeOCS: www.safeocs.gov